

BUY \$ 21.1 GFR: 651% BUY & HOLD: 701%

Next EPS: 2/3 52 Days

Last Price \$ 76.1 Highest OI Strike \$ 75

Delta Neutral \$ 38.9 30 Day I.Vol Calls 66%

Gamma Neutral \$ 58.1 30 Day I.Vol Puts 67%

Delta Implied Probability +10%

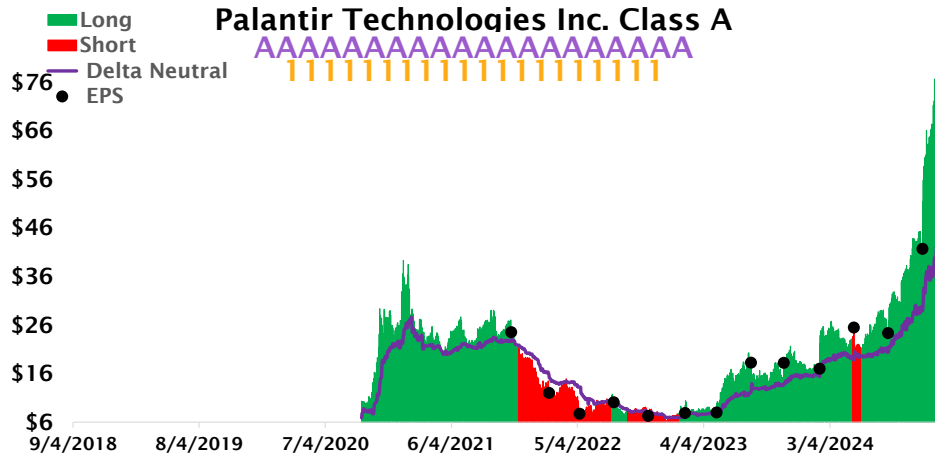
68%

CloudDirectory: 10 / 1

Delta Implied Probability -10%

46%

CloudDirectory: 10 / 2

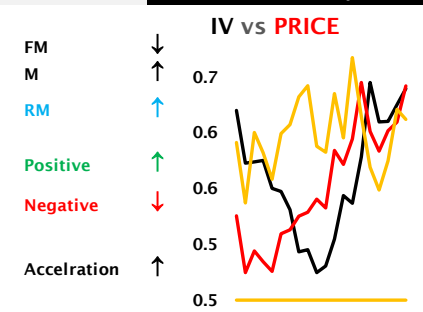


Palantir Technologies Inc. Class A

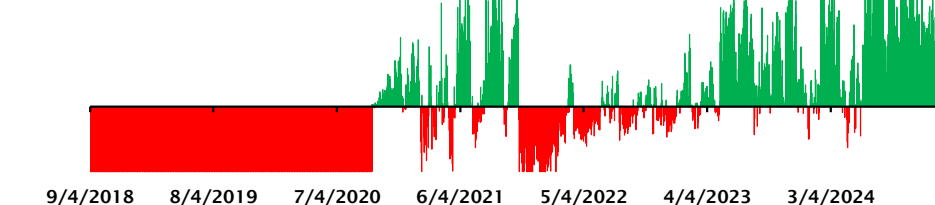
AAAAAAAAAAAAAAAAAAAAAAAAAAAA

IIIIIIIIIIIIIIIIIIIIIIIIIIIIII

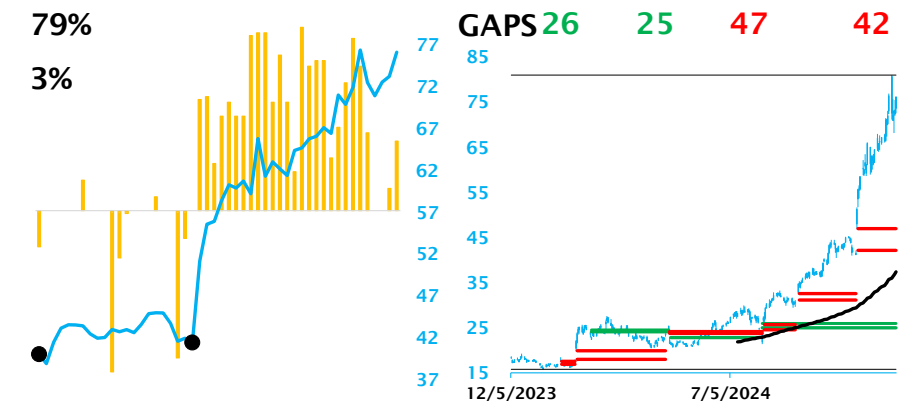
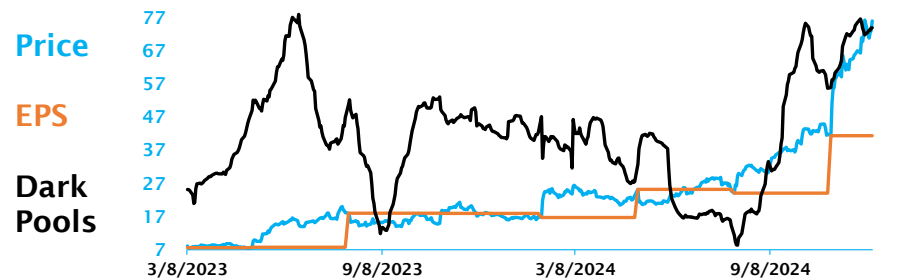
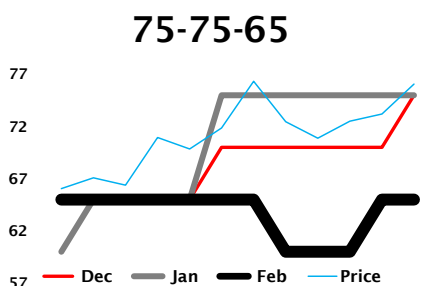
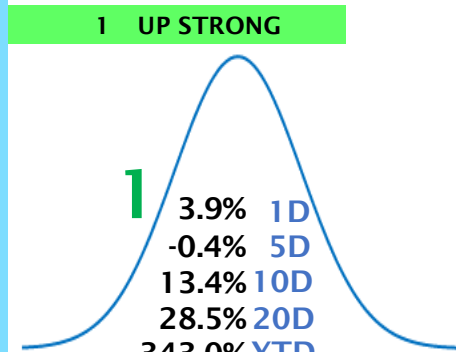
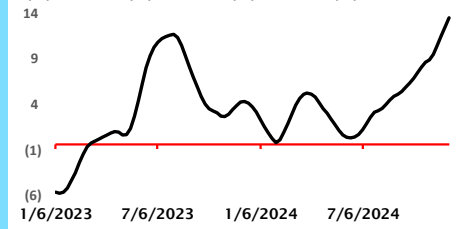
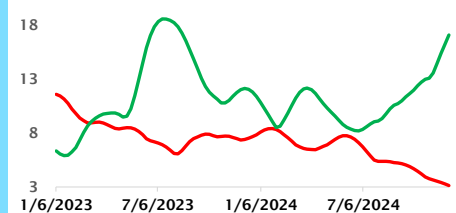
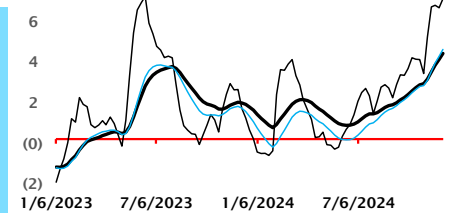
- 2/17/22
- 5/9/22
- 8/8/22
- 11/7/22
- 2/13/23
- 5/8/23
- 8/7/23
- 11/2/23
- 2/5/24
- 5/6/24
- 8/5/24
- 11/4/24



RISK = Price - Gamma Neutral



- SS A 44
- SS A 45
- SS A 45
- SS A 45
- CC A 44
- C * A 42
- CC A 42
- CC * A 41
- SS A 51
- SS A 56
- SS A 56
- S * A 58
- CC * A 60
- CC * A 60
- CC * A 61
- SS A 59
- SS A 66
- CC * A 61
- CC * A 62
- CC * A 61
- CC * A 64
- SS A 65
- CC * A 66
- SS A 66
- SS A 66
- SS A 67
- SS A 66
- CC A 71
- S * A 70
- SS A 72
- CC * A 76
- SS A 72
- SS A 71
- CC * A 73
- SS A 73
- SS A 76



Techicals	LPPL	Price	Date
1	59.94	\$ 27	7/5
1	77.93	\$ 28	7/12
1	76.83	\$ 29	7/19
1	87.97	\$ 27	7/26
1	93.96	\$ 25	8/2
1	91.85	\$ 30	8/9
1	96.92	\$ 32	8/16
1	92.89	\$ 32	8/23
1	97.89	\$ 31	8/30
1	94.93	\$ 30	9/6
1	96.91	\$ 36	9/13
1	92.78	\$ 37	9/20
1	96.86	\$ 37	9/27
1	96.86	\$ 40	10/4
1	92.1	\$ 44	10/11
1	82.91	\$ 43	10/18
1	85.31	\$ 45	10/25
1	90.99	\$ 42	11/1
1	97.0	\$ 58	11/8
1	86.1	\$ 66	11/15
1	96.29	\$ 64	11/22
1	95.59	\$ 67	11/29
1	76.46	\$ 76	12/6
1	17.85	\$ 76	12/13

12/16

7