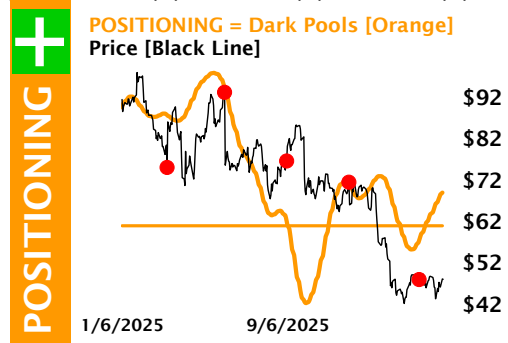
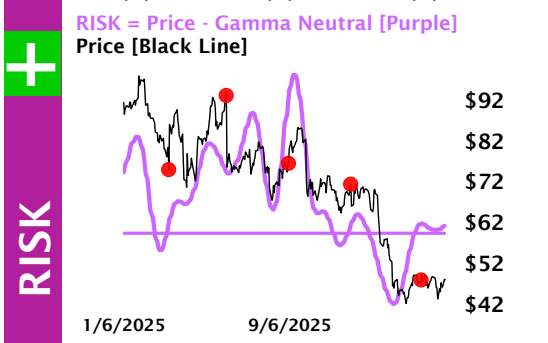
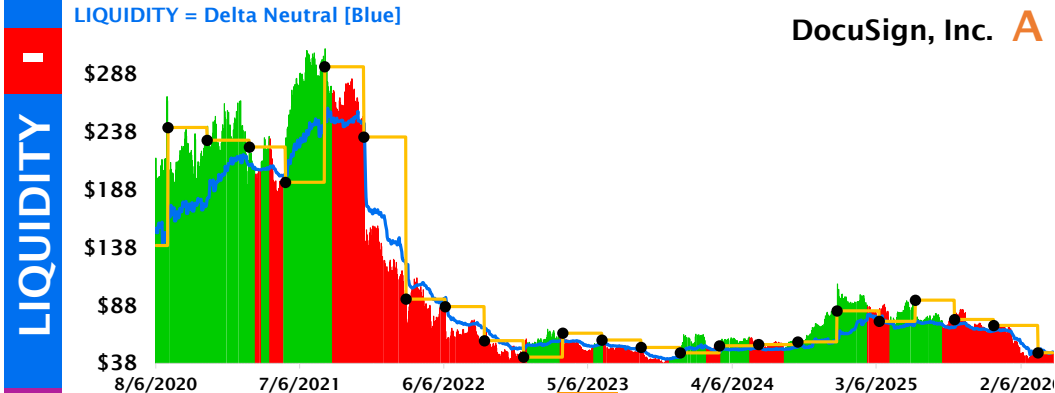


DOCU DocuSign, Inc. Technology Last Update: 4/21 **Software**

SELL	\$ 67.1	8/8/25	GN+	Monthly	Weekly	Daily	29.1%	6/4	1 UP STRONG
Last Price	\$ 47.6	GFR:	Last -3	4	7	5	2	44	2 UP CONTINUING
Delta Neutral	\$ 48.2	548%	Last -2	4	7	6	3		3 MATURING
Gamma Neutral	\$ 43.8	B & H:	Last -1	4	7	7	4		4 VULNERABLE
EPS Line	\$ 47.5	-27%	Last	5	7	7	5		5 DOWN STRONG

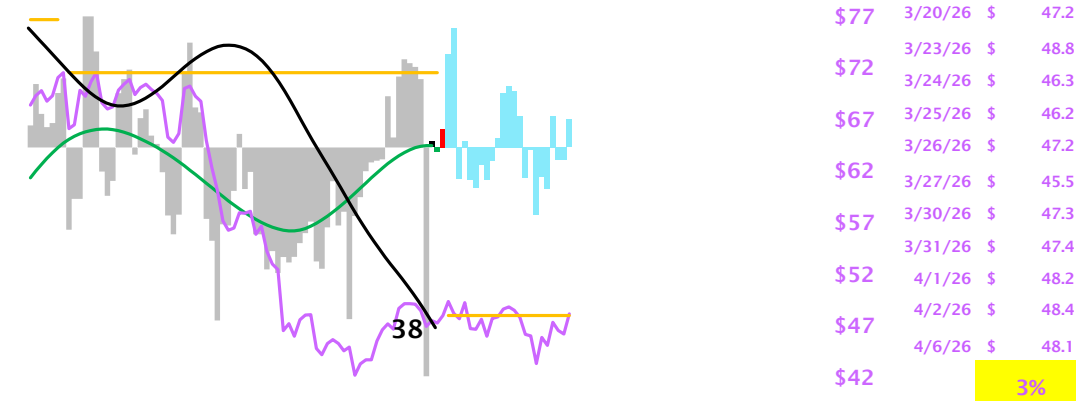
Y-TD% -30.4% EPS-TD% 0.1%

DocuSign, Inc. A



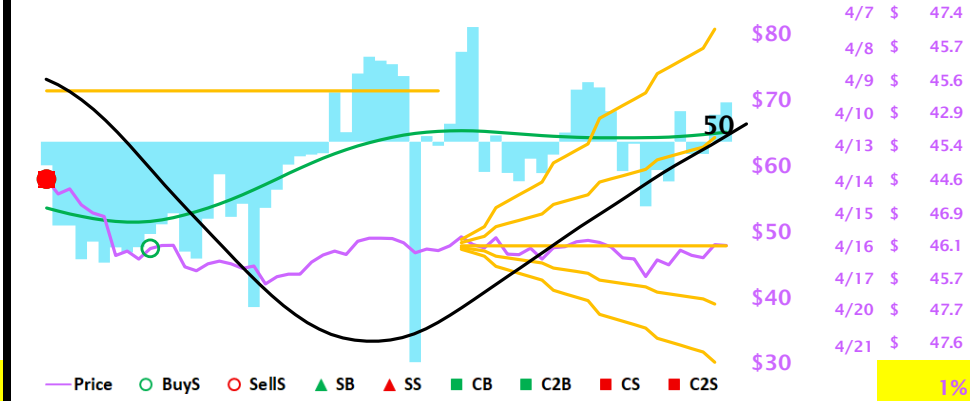
PREDICTION LAST EPS: UP 3/13/2026

TECHNICAL	Month	Week	Day	kNN	Down	0	Prediction:	3/13/26	\$ 47.1
Last - 3	4	5	1	Dealers	Selling	1	Trade Date:	3/16/26	\$ 46.8
Last - 2	4	5	8	Customers	Shorting	0	EPS Date:	3/17/26	\$ 47.5
Last - 1	4	5	8	Price vs EPS	Lower	0		3/18/26	\$ 48.9
Last	4	6	8					3/19/26	\$ 47.8



PREDICTION NOW: UP

TECHNICAL	Month	Week	Day	kNN	Up	1	3/30	\$ 47.3
Last - 3	4	7	5	Dealers	Buying	1	3/31	\$ 47.4
Last - 2	4	7	6	Customers	Buying	1	4/1	\$ 48.2
Last - 1	4	7	7	Price vs EPS	Higher	1	4/2	\$ 48.4
Last	5	7	7	#N/A Buy	Framework		4/6	\$ 48.1



3%

1%