

SELL \$ 321.1 GFR: 2723% BUY & HOLD: 398%

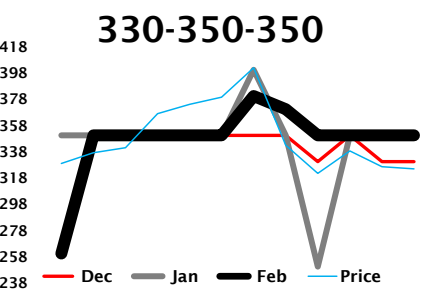
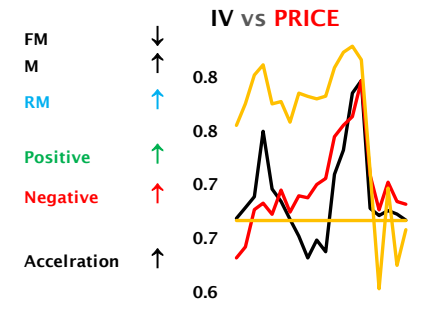
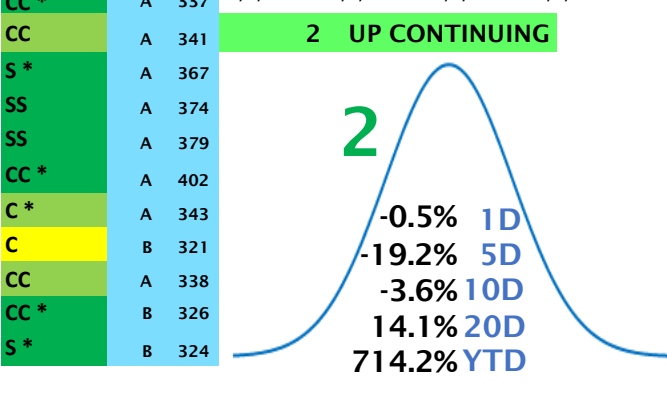
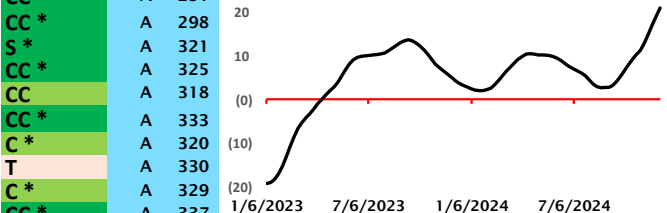
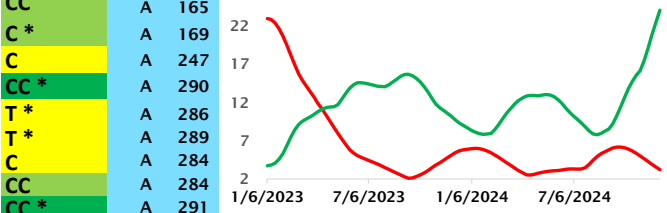
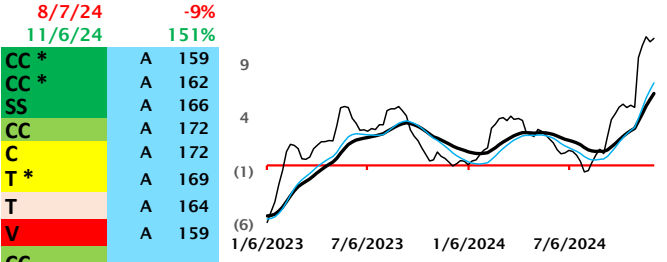
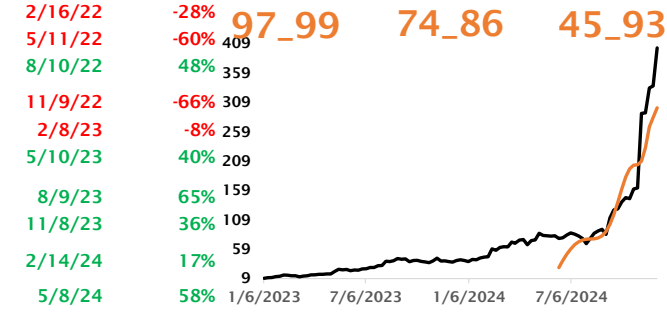
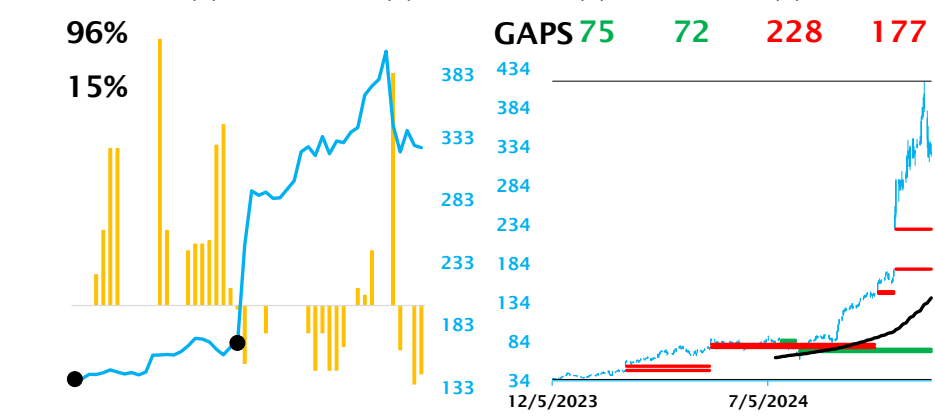
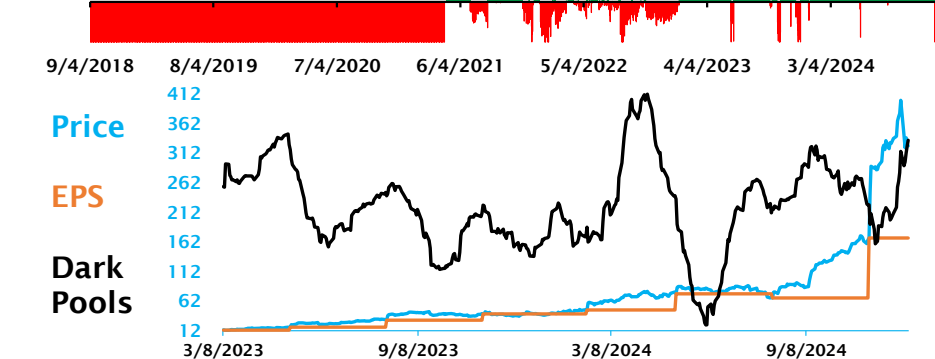
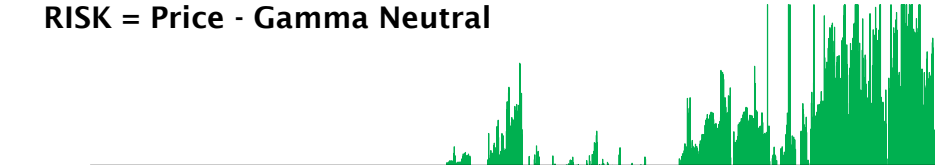
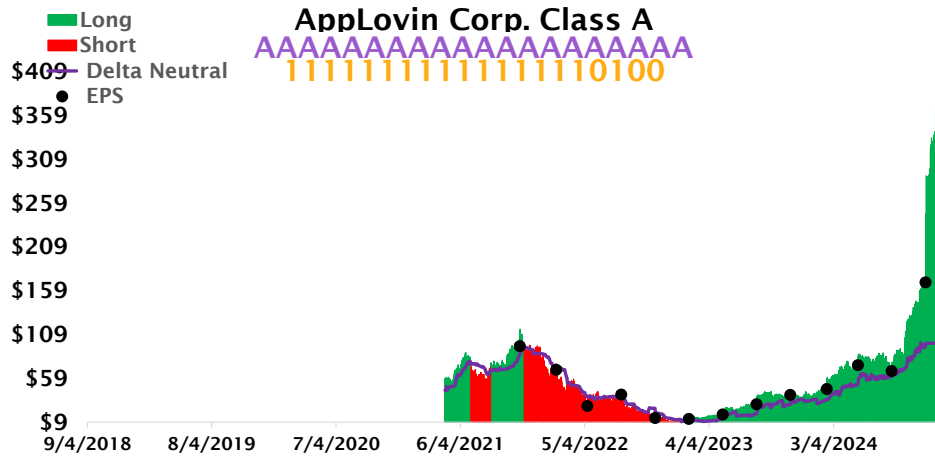
Last Price \$ 324.5 Highest OI Strike \$ 330

Delta Neutral \$ 185.0 30 Day I.Vol Calls 68%

Gamma Neutral \$ 322.2 30 Day I.Vol Puts 68%

Delta Implied Probability +10% 70% CloudDirectory: 10 / 1

Delta Implied Probability -10% 50% CloudDirectory: 10 / 1



Technicals	LPPL	Price	Date
3	56.98	\$ 87	7/5
3	40.98	\$ 85	7/12
3	0.0	\$ 82	7/19
3	0.0	\$ 78	7/26
4	0.0	\$ 69	8/2
3	0.0	\$ 77	8/9
3	0.0	\$ 86	8/16
3	2.82	\$ 90	8/23
1	32.67	\$ 93	8/30
2	64.64	\$ 85	9/6
1	67.98	\$ 113	9/13
1	90.99	\$ 126	9/20
1	47.99	\$ 128	9/27
1	47.99	\$ 140	10/4
1	64.98	\$ 147	10/11
1	48.91	\$ 145	10/18
1	71.97	\$ 162	10/25
1	92.98	\$ 164	11/1
1	0.0	\$ 290	11/8
1	83.24	\$ 291	11/15
1	92.43	\$ 333	11/22
1	97.99	\$ 337	11/29
1	74.86	\$ 402	12/6
2	45.93	\$ 324	12/13

- CC * A 159
- CC * A 162
- SS A 166
- CC A 172
- C A 172
- T * A 169
- T A 164
- V A 159
- CC A 165
- C * A 169
- C A 247
- CC * A 290
- T * A 286
- T * A 289
- C A 284
- CC A 284
- CC * A 291
- CC * A 298
- S * A 321
- CC * A 325
- CC A 318
- CC * A 333
- C * A 320
- T A 330
- C * A 329
- CC * A 337
- CC A 341
- S * A 367
- SS A 374
- SS A 379
- CC * A 402
- C * A 343
- C B 321
- CC A 338
- CC * B 326
- S * B 324